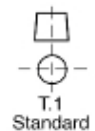
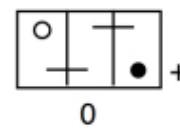
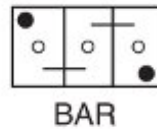




Specifications



| | |
|--------------------------------|-------------|
| Type | 339 |
| Volt | 6 |
| Ah/20 | 84 |
| CCA/EN | 330 |
| Length (m.m.) | 225 |
| Width (m.m.) | 174 |
| Height (m.m.) | 217 |
| Weight, dry (kg) | 12,2 |
| Polarity | 0 |
| Box | Hard Rubber |
| DIN | 08411 |
| Recommended Charge Rate (Amps) | 5 |
| Country of origin | Denmark |

When you receive your new battery, if it is dry, remember its' service life begins when you put in the acid. Do not fill it more than 10mm above the elements. Within 2 hours of filling, ensure that the battery goes on charge. The battery will be charged when all cells are gassing freely. Periodically recharge during periods of vehicle inactivity.